

Fgm Consultants Pty Ltd (21183)

2019 RTO Performance Summary Report

This report details the 2019 results of the *Student Satisfaction Survey* and from the *Employer Satisfaction Survey*, as well as results from previous years of the surveys (where available). The below overview presents the key Performance Measures across **Student experience**, **Student outcomes**, and **Employer feedback**.

Student Satisfaction Survey

- In 2019, over 53,900 students across more than 350 RTOs took part in the survey. The state level response rate for Victoria was 35.7%
- In 2019, around 34,000 respondents across Victoria completed their training (completers) and around 19,800 left training without completing (early leavers).
- A total of 28 students from Fgm Consultants Pty Ltd (21183) participated in the 2019 Student Satisfaction Survey. This is a response rate of 27.5%.
- 8 respondents were completers and 20 were early leavers.

Employer Satisfaction Survey

- In 2019, over 9,200 employers of apprentice(s) and trainee(s), took part in the survey. The state level response rate for Victoria was 30.1%
- A total of 5 employers of apprentice(s) and/or trainee(s) who either completed their training or were in training at Fgm Consultants Pty Ltd (21183) participated in the 2019 Employer Satisfaction Survey. This is a response rate of 55.6%.

Performance measures

This table provides an overview of the 11 performance measures and is followed by a detailed analysis of these results.

	Fgm Consultants Pty Ltd			2019 average
	2019	2018	Trend	Victoria
Student experience				
Proportion of VET students who were satisfied with training provided by Fgm Consultants Pty Ltd	73.1% ▼	100.0%		77.5%
Proportion of VET students who reported a positive perception of teaching	80.8% ▼	100.0%		68.3%
Proportion of VET students who reported a positive perception of the assessment process	72.0% ▼	100.0%		69.5%
Proportion of VET students who were satisfied with generic skills and learning experiences	51.9% ▼	60.0%		46.8%
Student outcomes				
Proportion of VET students who achieved their main reason for training	75.0% ▼	90.0%		73.5%
Proportion of VET students with an improved employment status after training	52.2% ▼	55.6%		45.2%
Proportion of VET students who went on to further study at a higher level than their completed training	4.2% ▼	22.2%		19.9%
Proportion of VET students who would recommend Fgm Consultants Pty Ltd	64.0% ▼	100.0%		76.0%
Employer feedback				
Proportion of employers who were satisfied with training provided by Fgm Consultants Pty Ltd	100.0%	%		78.5%
Proportion of employers who would recommend Fgm Consultants Pty Ltd	80.0%	%		73.6%

Proportion of employers who reported improvement in the generic skills of their apprentices and trainees

100.0%	%		59.5%
Fgm Consultants Pty Ltd			2019 average
2019	2018	Trend	Victoria

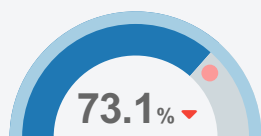
▲ Higher than previous year ▼ Lower than previous year

Student experience summary

Legend

Fgm Consultants Pty Ltd ■ 2019 ■ 2018 ● 2019 Victorian average ▲ Higher than previous year ▼ Lower than previous year

Proportion of VET students who were **satisfied with training** provided by Fgm Consultants Pty Ltd

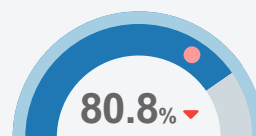


2019 n = 26

This measure is based on the proportion of students who reported that they were "Very satisfied" or "Satisfied" with training provided by the RTO, exclusive of missing items and 'not applicable' responses.

	2017	2018	2019
Overall, how satisfied are you with your training?	76.2	100.0 ▲	73.1 ▼

Proportion of VET students who reported a **positive perception of teaching**

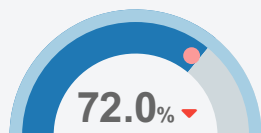


2019 n = 26

This measure is based on the proportion of students who reported that they were "Very satisfied" or "Satisfied" with all three components of the question, exclusive of missing items and "Not applicable" responses.

	2017	2018	2019
Clearly taught the subject	81.8	100.0 ▲	84.6 ▼
Understood your learning needs	81.8	100.0 ▲	84.6 ▼
Had current industry experience	72.7	100.0 ▲	96.2 ▼

Proportion of VET students who reported a **positive perception of the assessment process**

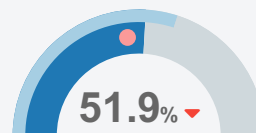


2019 n = 25

This measure is based on the proportion of students who reported that they were "Very satisfied" or "Satisfied" with all three components of the question, exclusive of missing items and "Not applicable" responses.

	2017	2018	2019
Clearly outlined to you	72.7	100.0 ▲	72.0 ▼
Appropriate for your studies	81.8	100.0 ▲	80.0 ▼
Carried out as outlined to you	76.2	100.0 ▲	80.0 ▼

Proportion of VET students who were satisfied with **generic skills and learning experiences**



2019 n = 27

This measure is based on the proportion of students who reported that they were "Very satisfied" or "Satisfied" with all six components of the question, exclusive of missing items and "Not applicable" responses.

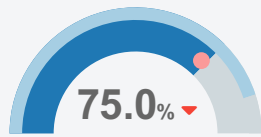
	2017	2018	2019
English writing skills	81.3	75.0 ▼	78.9 ▲
Numerical skills	64.3	75.0 ▲	83.3 ▲
Problem solving skills	76.5	88.9 ▲	70.0 ▼
Team working skills	82.4	80.0 ▼	80.0
Self-confidence	70.0	88.9 ▲	81.8 ▼
Career outlook	56.5	88.9 ▲	72.0 ▼

Student outcomes summary

Legend

Fgm Consultants Pty Ltd ■ 2019 ■ 2018 ● 2019 Victorian average ▲ Higher than previous year ▼ Lower than previous year

Proportion of VET students who **achieved their main reason for training**

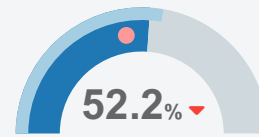


2019 n = 28

This measure is based on the proportion of students who reported they “Strongly Agree” or “Agree” that they achieved their main reason for undertaking training.

	2017	2018	2019
You achieved your main reason for doing the course	69.6	90.0 ▲	75.0 ▼

Proportion of VET students with an **improved employment status after training**



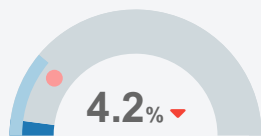
2019 n = 23

This measure is based on student responses to nine questions. Students had an “improved employment status after training” if they were employed before training and afterwards had greater responsibility, a promotion, started a new role, earned more, worked more hours, gained extra skills, completed an apprenticeship/traineeship or set up a business. For those that were unemployed, they had “improved employment status” if they got a job or set up a business.

The methodology used to construct this measure was changed in 2018. So, the results for 2017 have not been displayed.

	2017	2018	2019
Proportion of VET students with an improved employment status after training	-	55.6	52.2 ▼

Proportion of VET students who went on to **further study at a higher level** than their completed training

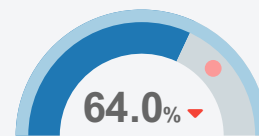


2019 n = 24

Students that commenced another course or further study were asked about the level of the new course. This measure is based on the proportion of students who reported that they were going onto further study at a higher level than the course recorded in their administrative data.

	2017	2018	2019
Proportion of VET students who went on to further study at a higher level than their completed training	11.8	22.2 ▲	4.2 ▼

Proportion of VET students who would **recommend Fgm Consultants Pty Ltd**



2019 n = 25

This measure is based on the proportion of students who reported that they were “Very likely” or “Likely” to recommend the RTO to other students.

	2017	2018	2019
How likely would you be to recommend this training organisation to other students?	68.4	100.0 ▲	64.0 ▼

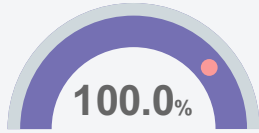
Employer feedback summary

Results from the *Employer Satisfaction Survey* will only be shown where there are five or more employers of apprentices or trainees who responded to the survey.

Legend

Fgm Consultants Pty Ltd ■ 2019 ■ 2018 ● 2019 Victorian average ▲ Higher than previous year ▼ Lower than previous year

Proportion of employers who were **satisfied with training** provided by Fgm Consultants Pty Ltd

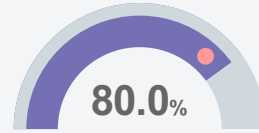


2019 n = 5

This measure is based on the proportion of employers of apprentices and trainees who reported that they were “Very satisfied” or “Satisfied” with training provided by the RTO, exclusive of missing items.

	2017	2018	2019
Overall satisfaction	-	-	100.0

Proportion of employers who would **recommend** Fgm Consultants Pty Ltd



2019 n = 5

This measure is based on the proportion of employers of apprentices and trainees who reported that they were “Very likely” or “Likely” to recommend the RTO to other employers, exclusive of missing items.

	2017	2018	2019
Likely to recommend	-	-	80.0

Proportion of employers who reported improvement in the **generic skills** of their apprentices and trainees



2019 n = 5

This measure is based on the proportion of employers who reported that they were “Highly Satisfied” or “Satisfied” that the RTO contributed to an improvement in **all** the following skills of their apprentice(s)/trainee(s); technical/job specific skills, problem solving skills, decision making skills, confidence and initiative, teamwork skills, writing skills, numeracy skills and IT/computer skills, exclusive of missing items and "not applicable" responses.

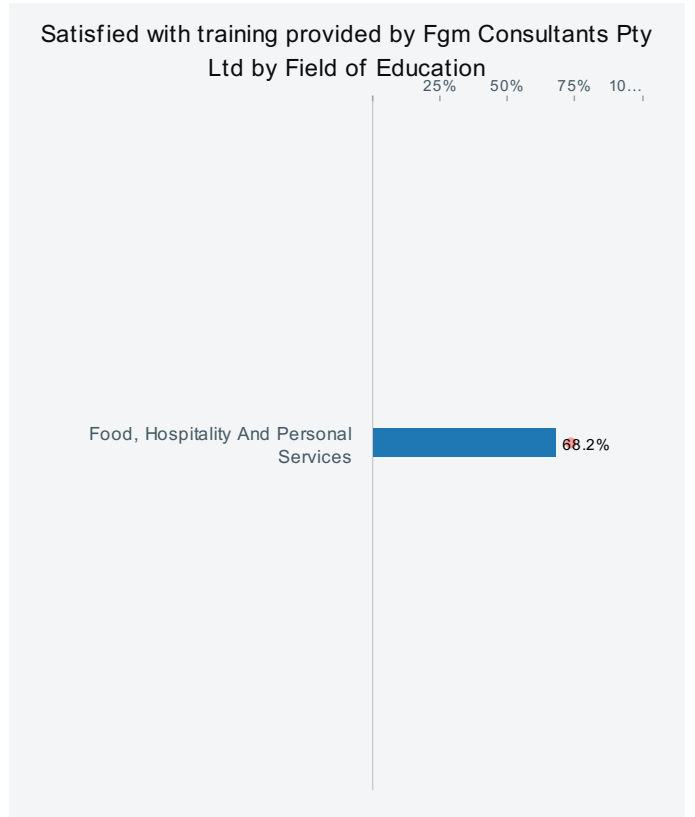
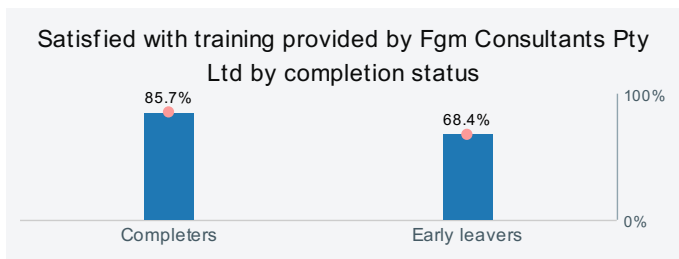
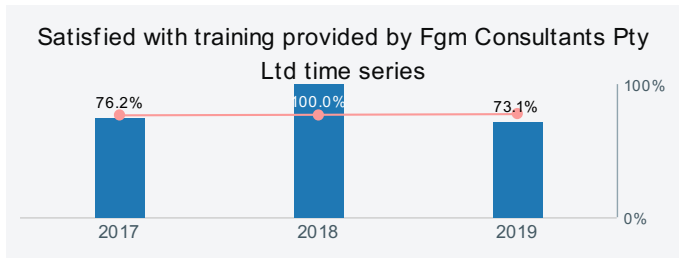
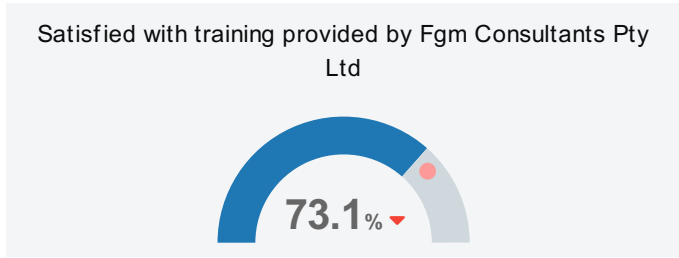
The methodology used to construct this measure was changed for the 2017 survey. From 2017 onwards, the measure included “Decision-making skills” and “IT/computer skills”, and excluded “Career outlook”. So, the 2016 results are not directly comparable to the results from 2017 onwards.

	2017	2018	2019
Technical/job specific skills	-	-	100.0
Problem solving skills	-	-	100.0
Decision making skills	-	-	100.0
Team working skills	-	-	100.0
Numerical skills	-	-	100.0
Writing skills	-	-	100.0
IT/computer Skills	-	-	-
Confidence and initiative	-	-	100.0

Student experience

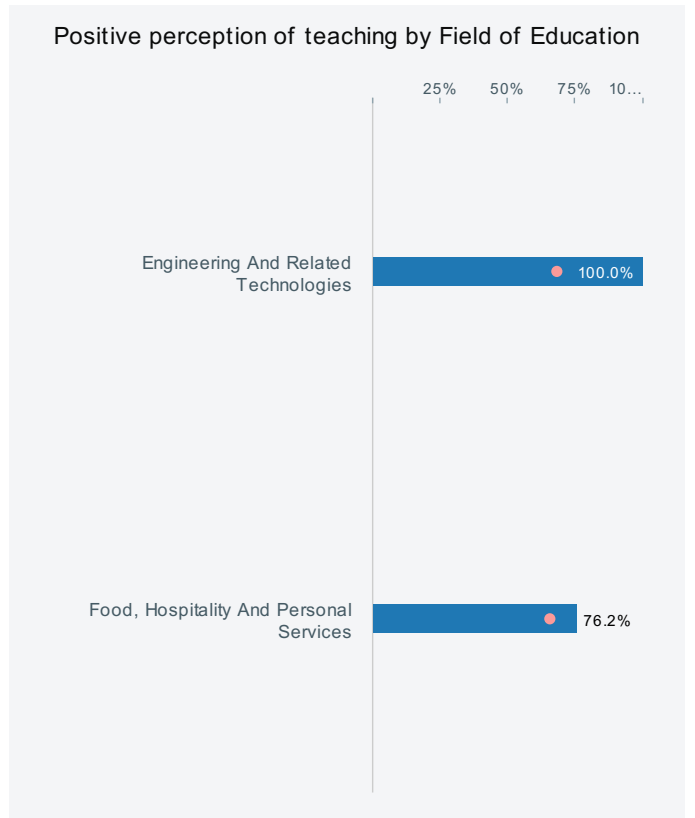
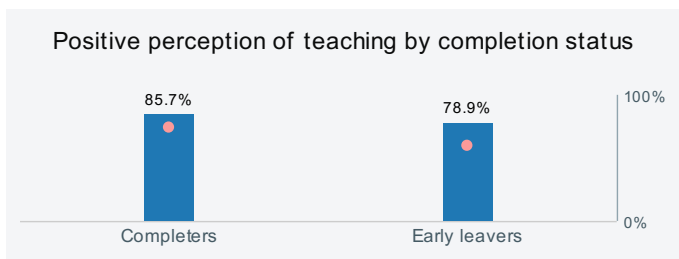
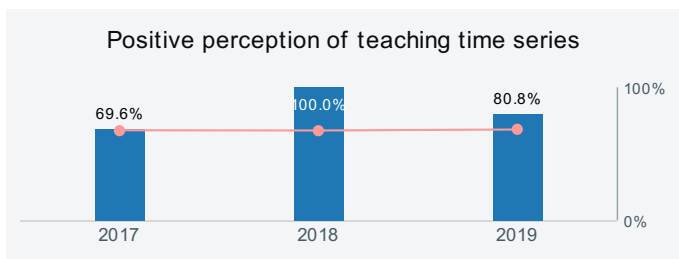
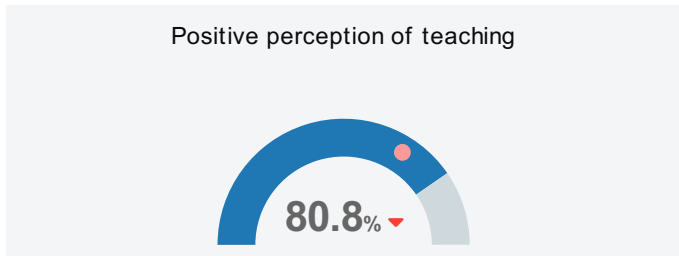
Proportion of VET students who were satisfied with training provided by Fgm Consultants Pty Ltd

Fgm Consultants Pty Ltd ■ 2019 ● 2019 Victorian average ▲ Higher than previous year ▼ Lower than previous year



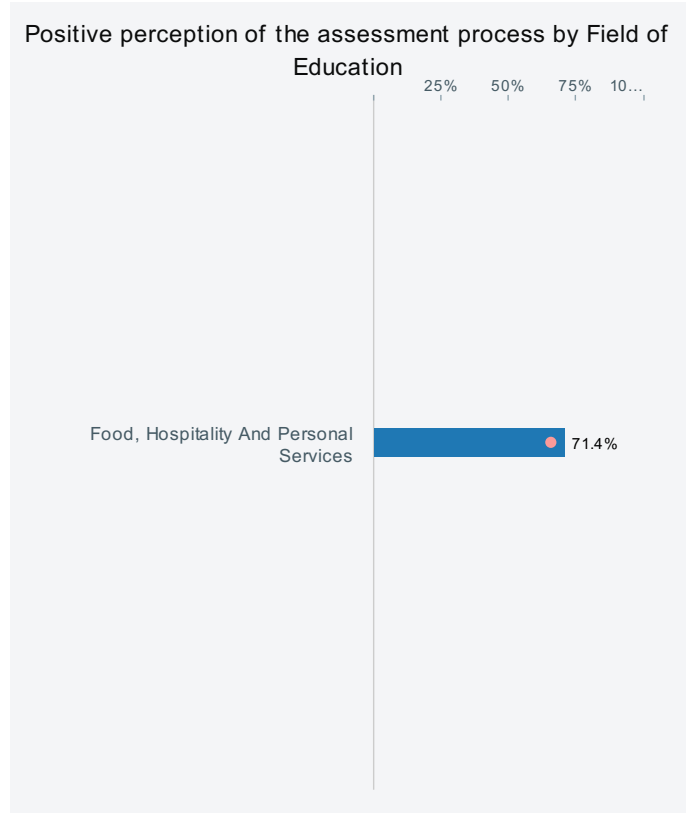
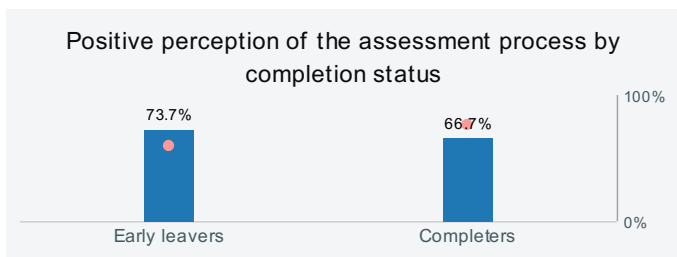

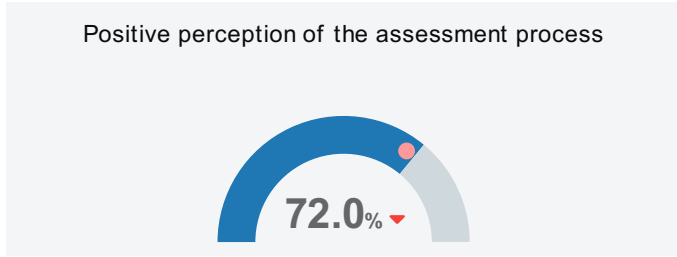
Proportion of VET students who reported a positive perception of teaching

Fgm Consultants Pty Ltd ■ 2019 ● 2019 Victorian average ▲ Higher than previous year ▼ Lower than previous year



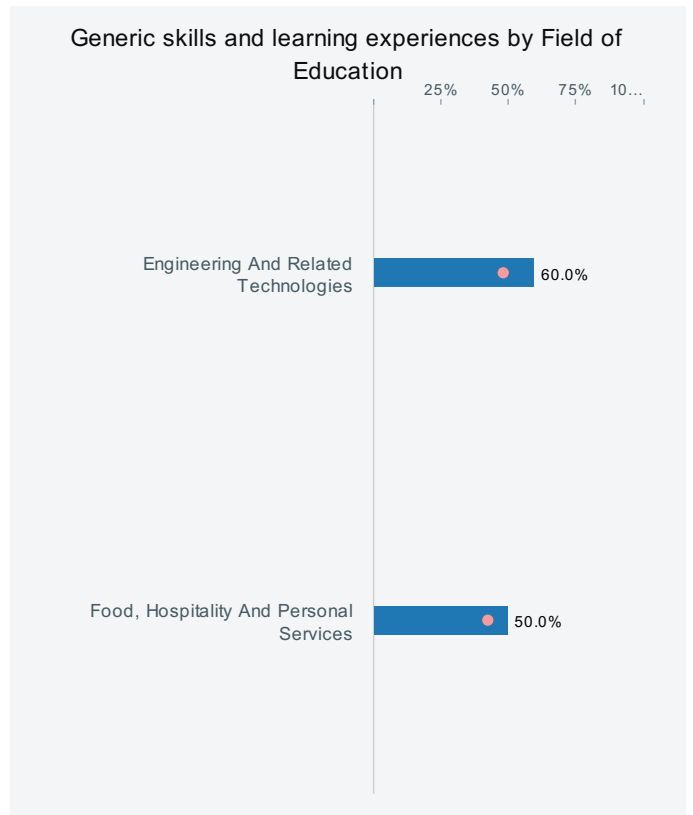
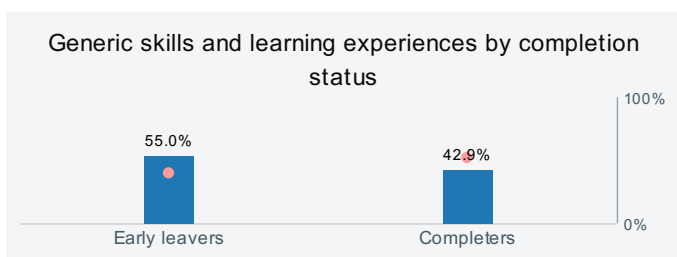
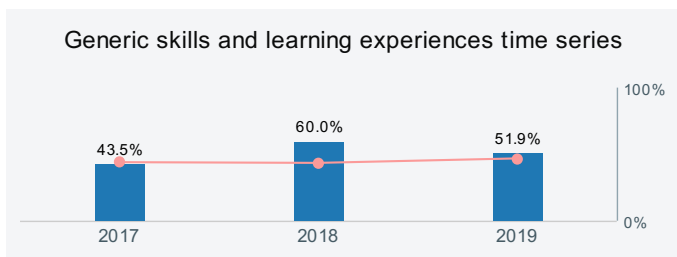
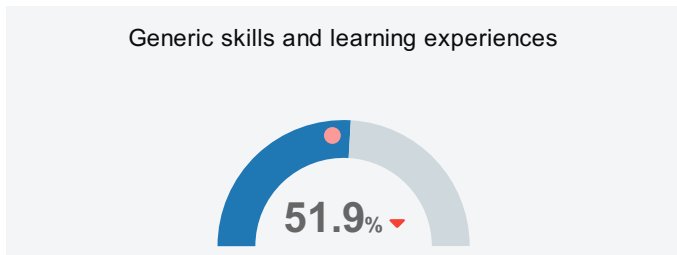
Proportion of VET students who reported a positive perception of the assessment process

Fgm Consultants Pty Ltd ■ 2019 ● 2019 Victorian average ▲ Higher than previous year ▼ Lower than previous year



Proportion of VET students who were satisfied with generic skills and learning experiences

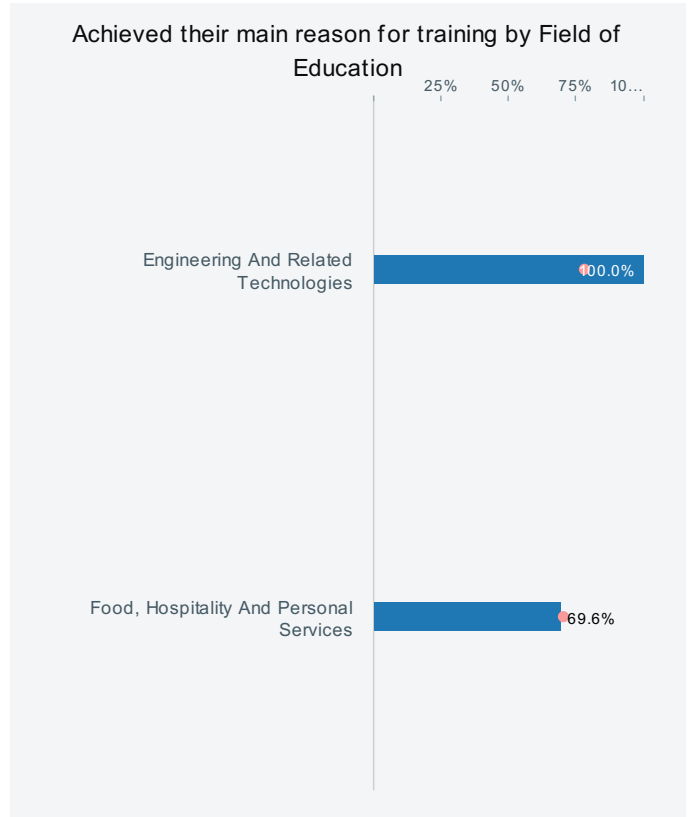
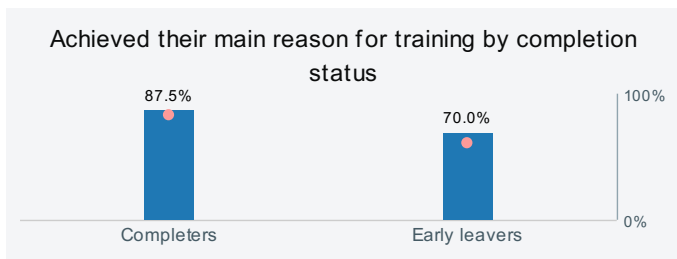
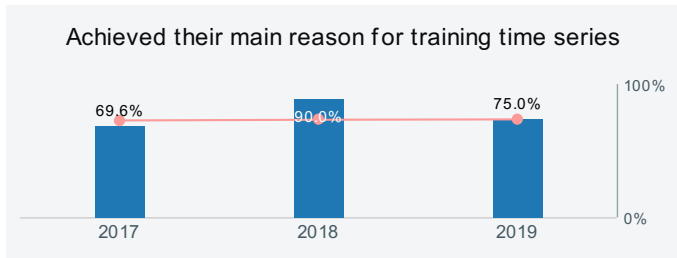
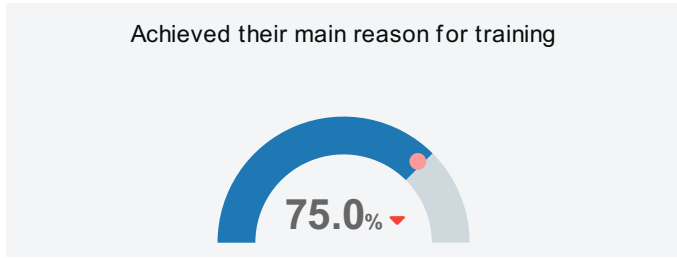
Fgm Consultants Pty Ltd ■ 2019 ● 2019 Victorian average ▲ Higher than previous year ▼ Lower than previous year



Student outcomes

Proportion of VET students who achieved their main reason for training

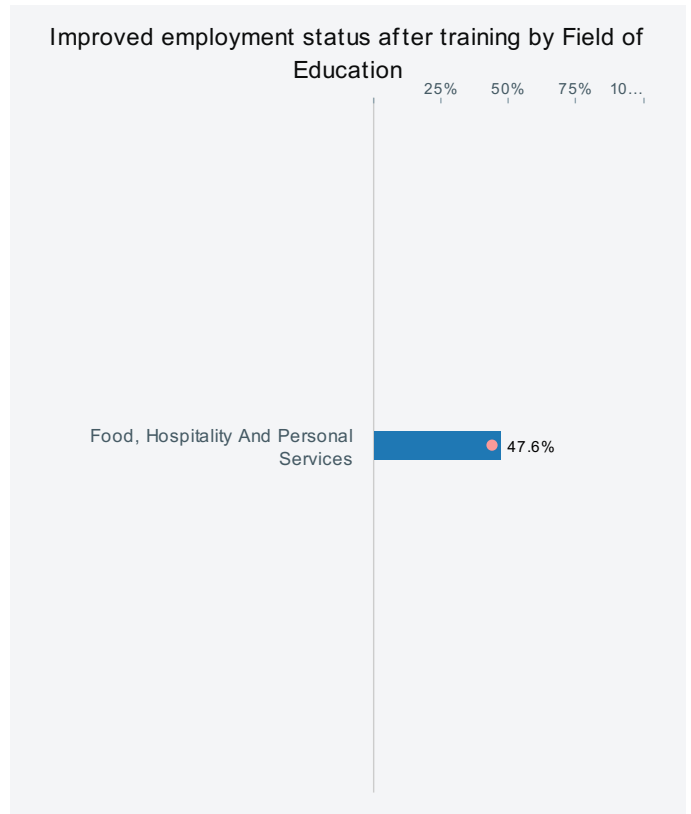
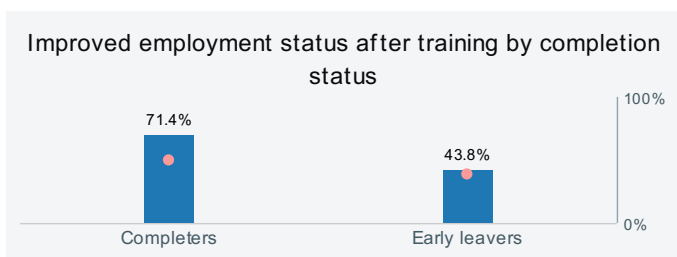
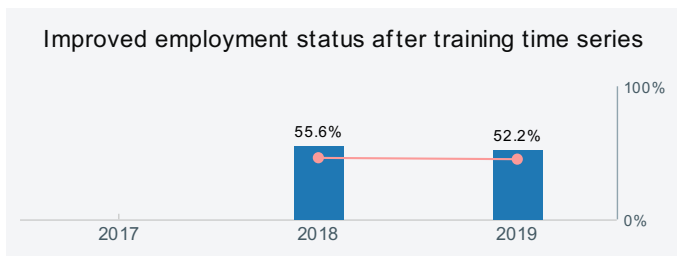
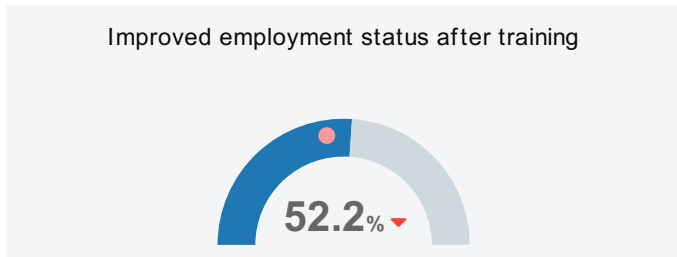
Fgm Consultants Pty Ltd ■ 2019 ● 2019 Victorian average ▲ Higher than previous year ▼ Lower than previous year



Proportion of VET students with an improved employment status after training

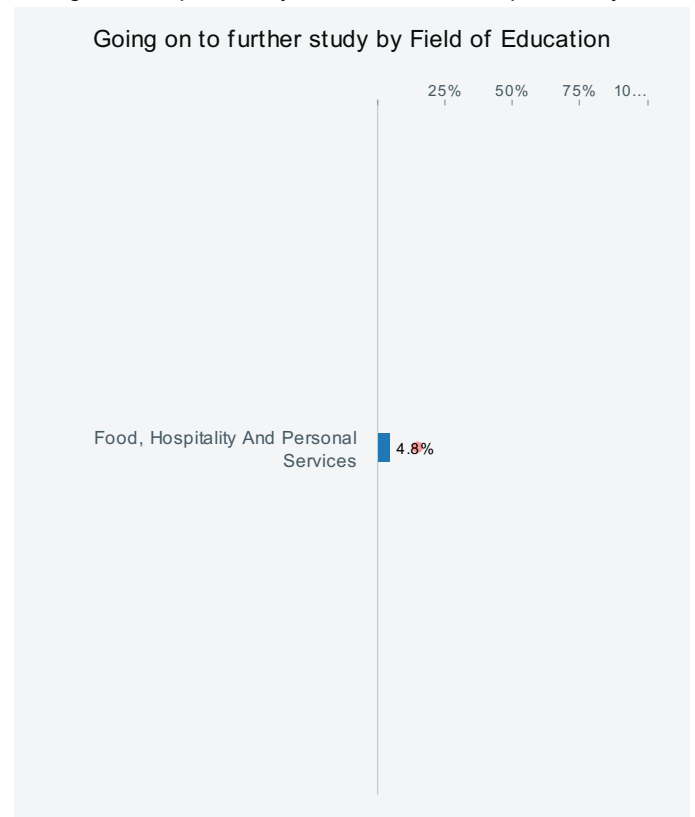
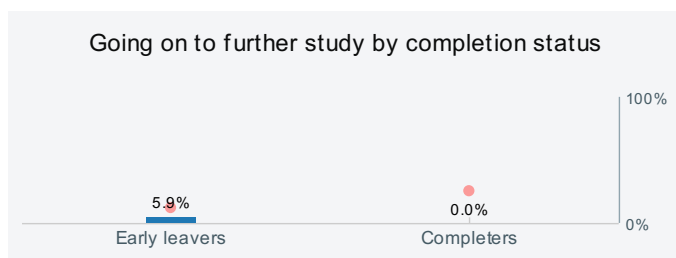
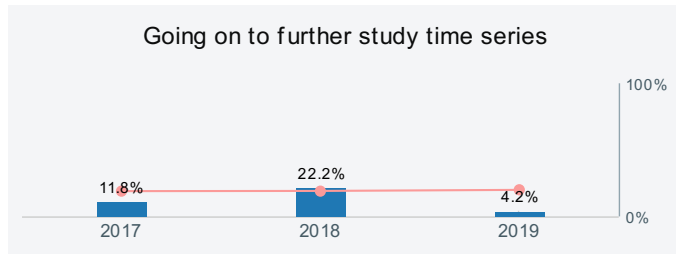
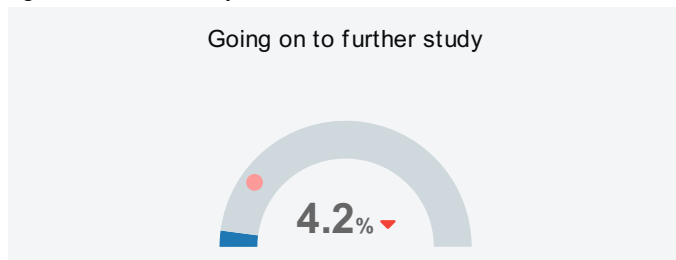
The methodology used to construct this measure was changed in 2018. So, the results for 2017 have not been displayed.

Fgm Consultants Pty Ltd ■ 2019 ● 2019 Victorian average ▲ Higher than previous year ▼ Lower than previous year



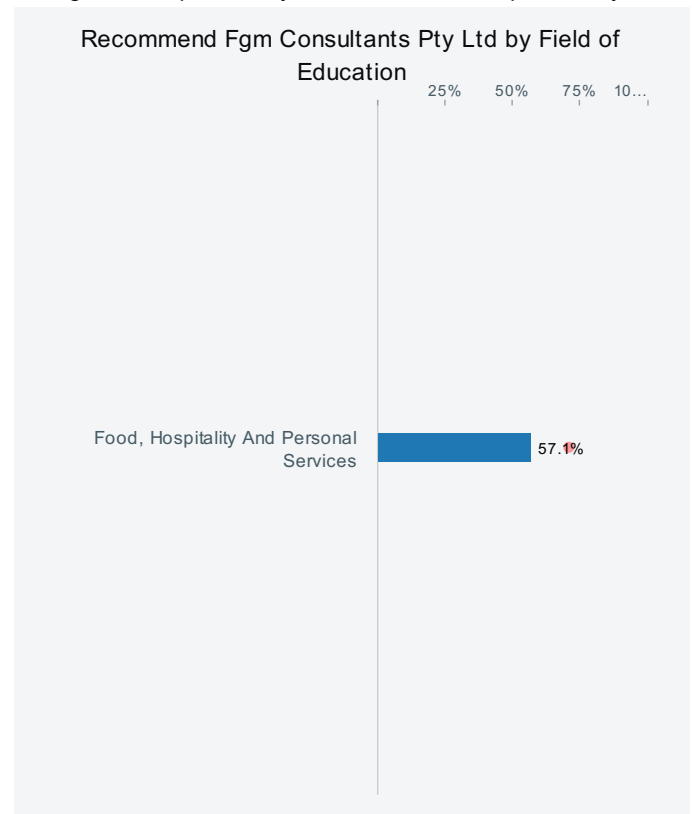
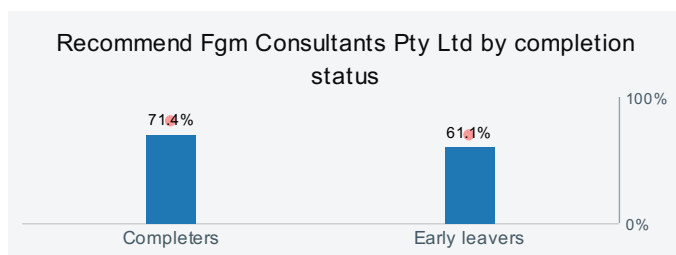
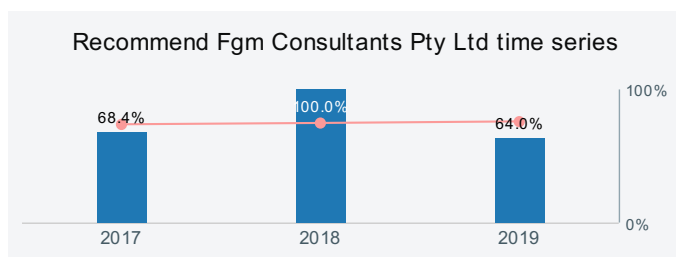
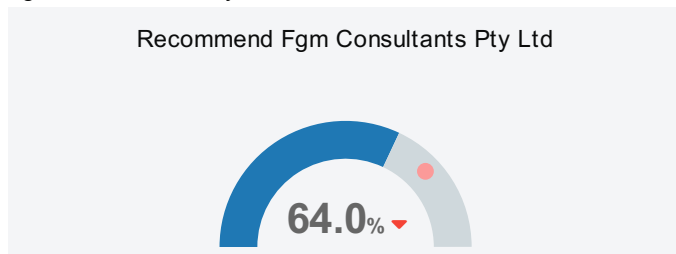
Proportion of VET students who went on to further study at a higher level than their completed training

Fgm Consultants Pty Ltd ■ 2019 ● 2019 Victorian average ▲ Higher than previous year ▼ Lower than previous year



Proportion of VET students who would recommend Fgm Consultants Pty Ltd

Fgm Consultants Pty Ltd ■ 2019 ● 2019 Victorian average ▲ Higher than previous year ▼ Lower than previous year



Employer feedback

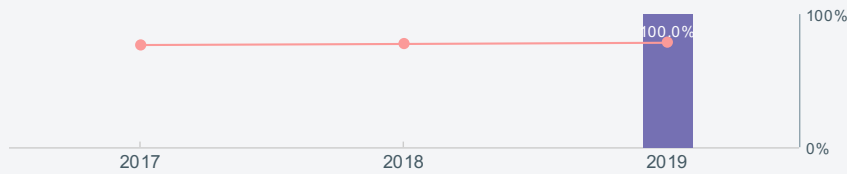
Proportion of employers who were satisfied with training provided by Fgm Consultants Pty Ltd

Fgm Consultants Pty Ltd 2019 2019 Victorian average Higher than previous year Lower than previous year

Satisfied with training provided by Fgm Consultants Pty Ltd



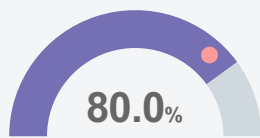
Satisfied with training provided by Fgm Consultants Pty Ltd time series



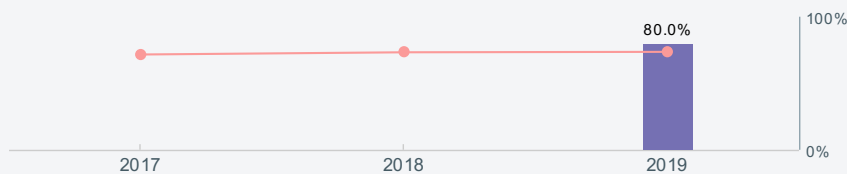
Proportion of employers who would recommend Fgm Consultants Pty Ltd

Fgm Consultants Pty Ltd 2019 2019 Victorian average Higher than previous year Lower than previous year

Would recommend Fgm Consultants Pty Ltd



Would recommend Fgm Consultants Pty Ltd time series



Proportion of employers who reported improvement in the generic skills of their apprentices and trainees

The methodology used to construct this measure was changed for the 2017 survey. So, the 2016 results are not directly comparable to the results from 2017 onwards.

Fgm Consultants Pty Ltd ■ 2019 ● 2019 Victorian average ▲ Higher than previous year ▼ Lower than previous year

